

Description

The Carimali Glow is a portafilter espresso machine that offers an ideal entry into the professional coffee world and impresses with modern technology in a cutting-edge design.

- Available with one, two or three brew groups depending on requirements.
- The machine features two steam wands (one on the 1-group version) and a separate hot water outlet.
- Ergonomically positioned controls support efficient workflows.
- Thanks to its tall design and foldable cup stands, larger drink containers can also be filled easily.
- Adjustable LEDs allow individualized illumination of the working area.
- An automatic cleaning program effectively supports quick and thorough cleaning of the machine.




Carimali Glow, 2-group,
Color: black



Carimali Glow, 1-group
Color: black

Highlights



Steam wand and separate hot water outlet



Steam and pump pressure display via pressure gauges




4 product selection buttons on each brew group

Technical Specifications


Model	GR 1	GR 2	GR 3
Brew groups	1	2	3
Dimensions (W x H x D)	450 mm x 450 mm x 552 mm	770 mm x 450 mm x 552 mm	1070 mm x 450 mm x 552 mm
Weight	40 kg	55 kg	70 kg
Maximum cup height (with cup stand)	85 mm		
Maximum cup height (without cup stand)	145 mm		
Boiler capacity	5,5 l	11 l	14 l
Recommended annual output	20.000 cups	40.000 cups	50.000 cups
Voltage	230 V~, 50 / 60 Hz		400 V~, 50 / 60 Hz
Power	1850 W	3100 W	6500 W
Circuit protection	1x16 A		3x16 A
Color	black / white		

Dimensions

Front View

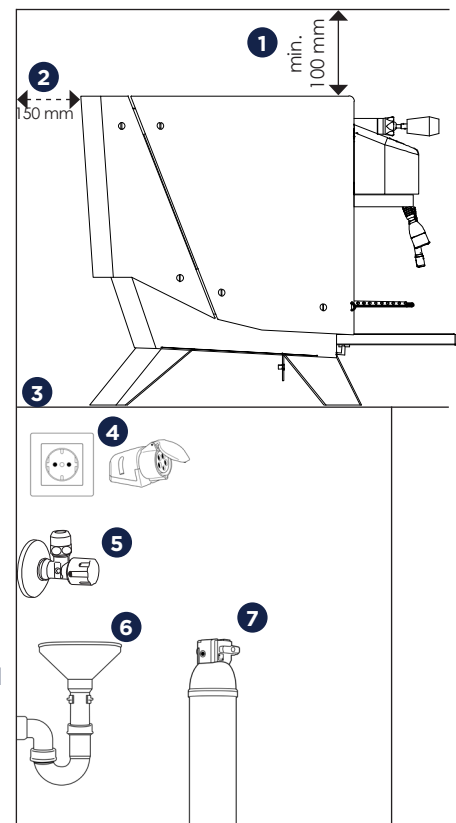


Side View



Requirements on customer side

- 1 We recommend leaving at least 100 mm of clearance above the machine.
 - 2 The distance between the machine and walls and objects must be at least 150 mm.
 - 3 **Installation** on a flat, stable surface with a depth of at least 600 mm.
 - 4 **Electrical connection:**
230 V: A separate 230 V grounded socket protected with 16 A (an RCD with 30 mA is recommended).
400 V: A separate CEE socket protected with 3 x 16 A, 400 V red, 3P+N+E. Protection: 3-pole RCD with 30 mA.
 - 5 **Water connection:**
 - 3/8" external thread with angle valve, min. 1 bar, max. 10 bar, pressure reducer (from 6 bar line pressure), supply hose length max. 1.5 m.
 - Separate, easily accessible shut-off valve (no more than 1.5 m from the machine).
 - 6 **Water drain:** max. 1.50 m away from the open siphon funnel, diameter at least 40 mm and suitable for hot water.
 - 7 **Water filter system:** An activated carbon filter is always required. From 6° dKH, a softening filter is strongly recommended. These filters are available from Coffema.
- i** **Operating conditions:** This machine may only be operated in closed environments at a temperature between 5 °C and 30 °C and a maximum humidity of 70%.



Accessories

- Cleaning subscription (2gr) - Z9002.3
- Cleaning subscription (3gr) - Z9002.6
- Knock box Exklusiv
- Portafilter cleaner ProFondi Evo

i For trouble-free and safe operation of the machine, we recommend using Coffema cleaning agents. These are specifically matched to the machine.